










Overview LinTech Bluetooth Adapter

RS232, RS422, RS485



Product name	Bluetooth RS232 cable replacement	Bluetooth RS232 Mini Adapter	Bluetooth RS232 Mini Adapter	Bluetooth RS232 Mini Adapter /S	Bluetooth RS422 Adapter	Bluetooth RS485 Adapter	Bluetooth RS232 Adapter
	part. # 1407	part. # 1409	part. # 1409/N	part.# 1409/S	part.# 1409_SCH	part. # 1409_RS	part. # 1409_IP
							
Housing	ABS	ABS	ABS	ABS	ABS	ABS	Aluminum
Dimensions/ mm	105x42x22	85x42x22	85x42x22	85x42x22	85x42x22	85x42x22	85x57x33
Plug	1xDSUB9 male, 1xDSUB9 female	DSUB9 male (optional female)	DSUB9 male (optional female)	DSUB9 male (optional female)	DSUB9 male(optional female)	DSUB9 male (optional female)	DSUB9 male (optional female)
Antenna	Ext. antenna	Ext. antenna	Ext. antenna	Ext. antenna	Ext. antenna	Ext. antenna	Ext. antenna
Power supply	5V, external power supply	Rechargeable battery	5V over PIN 9	Rechargeable battery	5V over PIN 1	Rechargeable battery	Rechargeable battery
Bluetooth Spec.	1.2	2.0	2.0	2.0	2.0	2.0	2.0
Baudrate (kbps)	Max.115200	Max.230400	Max.230400	Max.230400	Max.230400	Max.230400	Max.230400
Transmission power	100 mW	2,51 mW	2,51 mW	2,51 mW	100 mW	2,51 mW	100 mW
Receiving sensitivity	-80 dBm typ. -70 dBm max.	-82 dBm typ. -72 dBm max.	- 82 dBm typ. - 72 dBm max.	- 82 dBm typ. - 72 dBm max.	-82 dBm typ. -72 dBm max.	- 82 dBm typ. - 72 dBm max.	-88dBm typ -75dBm max.
RF-Power (max)	+20 dBm	+4 dBm	+4 dBm	+4 dBm	+4 dBm	+4 dBm	+4 dBm
Bluetooth radio class	Class 1	Class 2	Class 2	Class2	Class2	Class 2	Class 2
Range (open air)	~ 100m	~ 30m	~ 30m	~ 30m	~ 30m	~ 30m	~ 30m
Current consumption (115 kbps)	150mA	~50mA ~15mA SNIF	~50mA ~15mA SNIF	~50mA ~15mA SNIF	~50mA ~15mA SNIF	~50mA ~15mA SNIF	~50mA ~15mA SNIF
Remarks	Plug together for pairing, Bluetooth cable replacement	BT RS232 Adapter, Master/Slave, power-management	BT RS232 Adapter, Master/Slave, power-management	BT RS232 Adapter, Slave, power-management	BT RS422 Adapter, Slave, power-management	BT RS485 Adapter, Slave, power-management	BT RS232 Adapter, Master/Slave, power-management protection class IP65 optional: IP68
Requirements	Device with serial interface (RS232)	Device with serial interface (RS232)	Device with serial interface (RS232)	Device with serial interface (RS232)	Device with serial interface (RS422)	Device with serial interface (RS485)	Device with serial interface (RS232)
Bluetooth profiles	GAP,	GAP, SPP (Serial-DevA, Serial-DevB)	GAP, SPP (Serial-DevA, Serial-DevB)	GAP, SPP (Serial-DevB)	GAP, SPP (Serial-DevB)	GAP, SPP (Serial-DevB)	GAP, SPP (Serial-DevA, Serial-DevB)